



BLACKDIAMOND
ADVISORY

POWER ANALYTICS FOR ONESTREAM



.....

BLACK DIAMOND ADVISORY



OVERVIEW


Black Diamond and Preferred Strategies combined their software expertise to collaboratively develop an innovative solution, to uncover insights in OneStream data using the powerful visualization capabilities of Power BI. Power Analytics is a packaged solution in Power BI designed to seamlessly integrate with every standard OneStream application. It has been specifically created to be a plug-and-play solution with universal compatibility, requiring minimal customization. This makes it a ready-made visualization tool right out of the box that our customers can begin using in just 12 short weeks.

- [Product Overview](#)..... 3
- [Benefits](#)..... 4
- [Key Differentiators](#)..... 5
- [KPIs, Measures, & Reports](#)..... 6
- [Power Analytics vs. Power BI Connector](#)..... 7
- [Conclusion](#)..... 8



PRODUCT OVERVIEW

In today's dynamic business landscape, the need for seamless data integration and automation is paramount. At its core, Power Analytics orchestrates a unique handshake between two essential pillars of your data ecosystem. On the left, we have OneStream, the platform that houses the API and the data adapter. On the right, we find Power BI, the repository for Power BI's DAX (Data Analysis Expressions). The synergy between the code residing in both technologies breathes life into the Power Analytics solution.



The magic of Power Analytics lies within the cube that stands at the center of this transformative experience. This is where the intricate reconstruction of your OneStream data and metadata takes place. Fueling this technological marvel is QuickLaunch, a time-tested innovation that Preferred Strategies has honed for over a decade, primarily with ERP data such as JDE. When constructing Power Analytics, we leveraged QuickLaunch's robust foundation, custom tailoring it to perfectly fit OneStream. This powerful union enables you to analyze and visualize your data seamlessly in both Power BI and Excel, catering to the preferences of finance professionals who adore the familiar Excel interface.

Power Analytics excels in three fundamental areas:

- **Direct Connect to OneStream:** Seamlessly integrate your OneStream data through the API and Data Adapter, ensuring real-time connectivity.
- **Syncing with OneStream:** Achieve a lights-out data management process that automatically synchronizes Power BI and OneStream, keeping your data in lock-step.
- **OneStream Replication:** Benefit from replication of all your data in both reporting and local currencies, preserving all dimensions, hierarchies, and alternate hierarchies.

BENEFITS


Power Analytics is a game-changer for organizations looking to maximize the potential of their OneStream data. One of the standout benefits is its unparalleled ability to disseminate information within your organization. With Power BI, Power Analytics transforms your OneStream data into an accessible resource that can be easily shared and understood across departments. It's all about collaboration and knowledge-sharing. Moreover, this tool empowers organizations to disperse or make critical company-wide metrics and targets available in real-time. This transparent approach allows everyone in the organization to see the goals set by the executive team, fostering teamwork and a collective effort towards meeting and exceeding these objectives.

Once the installation is complete, we put the model in your hands, allowing you to personalize it according to your unique needs. You can add the specific reports and measures that matter most to your organization, putting you in control. Power Analytics provides on-the-go accessibility, ensuring that busy executives can stay plugged in even when they're away from their desks, fostering flexibility and timely decision-making. It's about getting the right data into the right hands at the right time, ensuring that your organization operates with the utmost efficiency and intelligence.

*We handle **85%** of implementation, streamlining the process for you, requiring only **15%** of your involvement.*

KEY DIFFERENTIATORS

Power Analytics distinguishes itself with key differentiators that position it as the essential solution for organizations seeking rapid and impactful data transformation.



TIME TO VALUE

It excels in delivering a remarkable time to value with an astonishingly swift implementation period of just 12 weeks.



SELF SERVE REPORTING

Empowers you to take control of your data, providing the autonomy to craft reports and measures that suit your exact needs, eliminating the reliance on IT or external experts.



INTUITIVE UI

Its user-friendly interface and low learning curve make it accessible to all, fostering efficiency and quick adoption across your team.



READY MADE VISUALIZATIONS

The inclusion of ready-made visualizations simplifies data interpretation and decision-making.



AGILE & DYNAMIC

Power Analytics is agile and dynamic, ensuring that your analysis can swiftly adapt to evolving business needs.



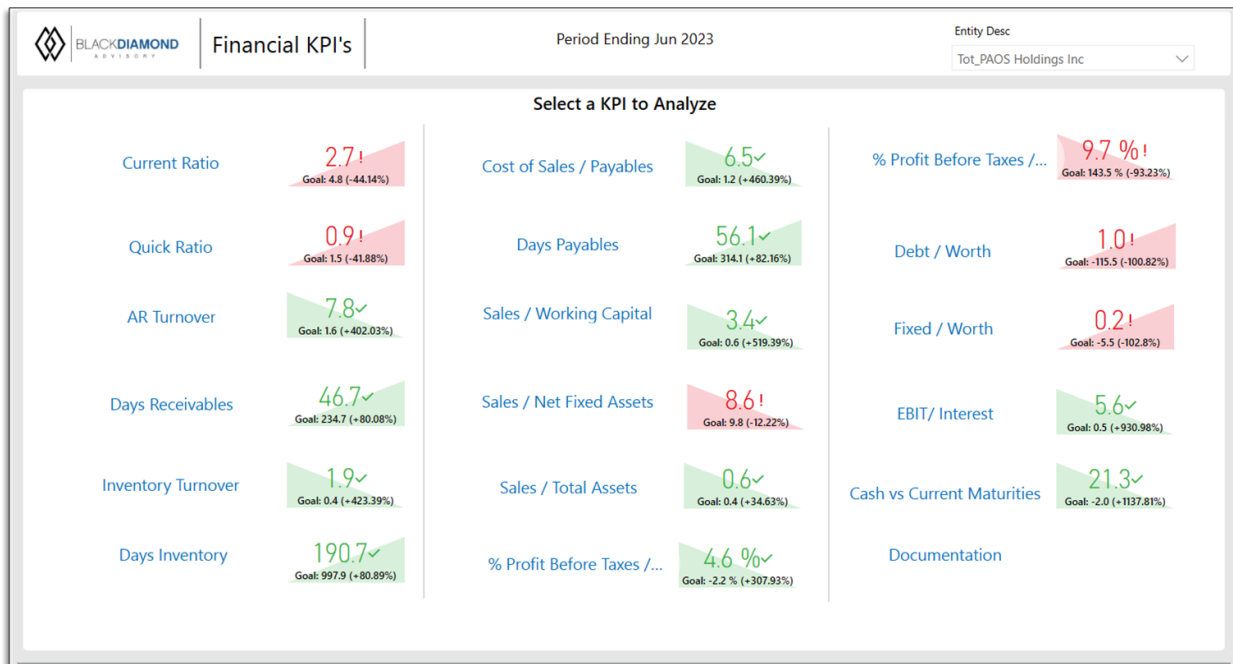
LOW CODE

Its low code nature streamlines customization while maintaining cost-efficiency.

KPIS, MEASURES, & REPORTS

In the realm of data analysis and reporting, Power Analytics takes the reins by providing a robust data adapter that seamlessly replicates your most critical assets from OneStream into Power BI. This includes essential data represented in both USD and Local currencies, the preservation of dimensions and hierarchies, and an uncompromising focus on security.

With scheduled refreshes, managing your data becomes a breeze, ensuring that OneStream and Power BI remain harmoniously synchronized, granting you peace of mind. Beyond this, Power Analytics offers an extensive array of over 500 Key Performance Indicators (KPIs) and measures, right out of the box, eliminating the need for painstaking customization. There are 20 pre-built and ready-to-use reports on day 1, offering intuitive and interactive visuals that simplify data interpretation and expedite the decision-making process.



View the overall health of the business using an Executive Dashboard. One-click drill to underlying detailed reports

POWER ANALYTICS VS. POWER BI CONNECTORS

When comparing Power Analytics for OneStream to OneStream's native Power BI connector, it's all about assessing the level of convenience and technical involvement that best suits your needs.

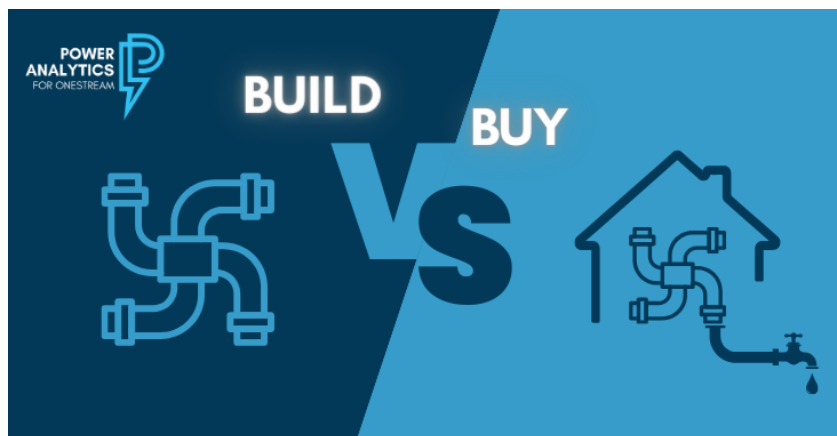
With Power Analytics, you receive a fully configured solution that is ready for immediate use in just 12 weeks, requiring minimal customer intervention. The installation and SAAS solution setup are expertly handled by our team, ensuring that you have a functional system at your disposal from the start, without needing to dive into technical intricacies.

On the other hand, OneStream's Power BI connector provides you with the foundational elements, making it suitable for those who possess the technical expertise and resources to construct a user-friendly BI tool from scratch.

This intricate process involves tasks such as creating tables, rebuilding dimensions and hierarchies, establishing the data model, constructing measures, KPIs, reports, and configuring security -

a comprehensive project that requires careful planning and execution. Undertaking such a venture demands precious and specific time, along with advanced technical skills that you may not possess.

The choice ultimately depends on your preference for ready-made convenience or the desire for complete customization.





GET STARTED WITH POWER ANALYTICS FOR ONESTREAM!

If you're interested in learning more about Power Analytics for OneStream, you can visit our [website](#) or [schedule a personalized demo](#).

www.blackdiamondadvisory.com

ABOUT BLACK DIAMOND

Black Diamond Advisory is the largest global OneStream Software consulting firm in the world. As a OneStream Diamond Partner, the company offers financial transformation, advisory, change management and process automation services. Focused on serving chief financial officers (CFOs), their experts have extensive OneStream Software implementation experience and a proven track record of delivering successful large-scale projects. Black Diamond Advisory operates globally with offices in the U.S., Canada, EMEA, and APAC.

ABOUT PREFERRED STRATEGIES

Preferred Strategies helps companies turn their enterprise data sources into a trusted and powerful analytical model to get the right information to the right people at the right time. By leveraging the latest Power BI and Azure technologies, they provide modern data architectures designed to expand with your organization's data footprint. Preferred Strategies built the QuickLaunch analytics platform. QuickLaunch offers an automated, secured, centralized data foundation providing a single source of truth and a blueprint for advancing your data-driven journey.

